

A large, irregular yellow shape with several pointed corners, resembling a stylized star or a cluster of overlapping rectangles, positioned in the upper left quadrant of the page.

Belfast



**Facts
and figures
2019**

Index

3 Belfast at a glance

4 Business environment

5 Operating costs

6 Investment destination

7 City development

8 Education

10 Employment

11 Key growth sectors

12 Tourism

13 Connectivity

14 Quality of life

Belfast at a glance

#1 for 'Business Friendliness' in mid-sized and small global cities

fDi Intelligence, Global Cities of the Future, 2018/19

Belfast accounts for 18% of the population and almost

30% 
of all jobs in NI



Capital of NI

with a population of

340,220

(over one million in the Belfast region)



Young population

43% of Belfast's population are aged 30 or younger



£47,893

GVA per capita

(regionally balanced)



Three airports within 90 minutes of the city centre with direct flights to over 180 destinations in 40 countries on four continents

Significant investment in the city



26 completed projects and 19 under construction in the last year



Excellent quality of living:

affordable, high quality housing, easy access to natural assets, a renowned education system and diverse cultural offer


Business environment

Second fastest growing region in terms of knowledge economy activity

Northern Ireland Knowledge Economy Report, 2018

Belfast is the driver of the NI economy



Employment area	Total jobs
 Services	206,809
 Manufacturing	9,809
 Construction	5,348
 Other	2,183



Total jobs in the city



10,560

VAT registered businesses

Highest productivity growth in UK (2013-2017)



Operating costs

Ranked in top 10
most cost effective
small and mid-sized
global cities

fDi Intelligence, Global Cities of the Future, 2018/19



Office take-up
increased **105%**
from 2017-2018

3rd fastest growing office
market in the world
(with annual percent change of 14.3%)

Operating costs
in NI are:



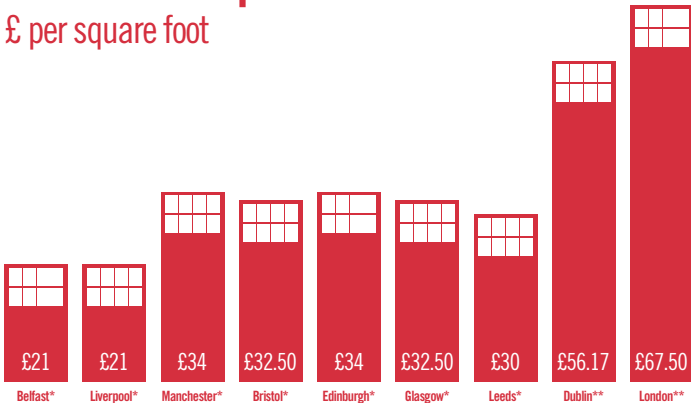
12%
lower
than other UK
locations

33%
lower
than the USA

30%
lower
than France
and Germany

Office rental prices

£ per square foot



Sources: *CBRE, 2018 **Colliers, 2018

Conversion rate £1 = €1.15724 (5 March 2019)

Investment destination

#2 overall in
mid sized and
small global cities

fDi Global Cities of the Future, 2018/19



small European city
for the future 2018/19



Almost

75%

of new investors
reinvest in the region



23

major new company
investments in 2018

Expected to create up to 1,300 new jobs



1,025


international
companies

located in NI,
employing 99,955 people

City development

Belfast Region City Deal
partners secured
£850m
co-investment

BRCD, 2018



Number of schemes under construction

February 2019



Education

Almost 80% of NI pupils
continue into further and
higher education

Education and Training Inspectorate, 2016-2018

Schools



Maths

1st in Europe

Primary School
TIMMS, 2016



Literacy

4th in Europe

Primary School
PIRLS, 2017

NI was the best performing region in the UK for GCSE results in 2018



71.8%

of year 12 pupils
in NI achieved 5
or more GCSEs
at grades A* to C



84.5%

of A level
students in NI
achieved grades
A* to C

Lowest monthly
student rent cost
compared to other
UK cities

Student Living Index, 2018

Further education



30,000

students enrolled at Belfast Metropolitan College (BMC)

Universities

44,625

full-time university
students study in
Belfast region



QUB is a
member of the
prestigious
Russell Group
of research
intensive
universities



UU is in
the top
150 young
universities
in the world

49%

of NI higher education students
studied a broad STEM related
subject in 2017

Over

73,000

individuals involved
in early stage
entrepreneurial
activity in NI in 2018
(one in every 16 NI adults)

Over a third of
the working age
population is
educated to NVQ
Level 4 and above








35.2%

Employment

NI has the highest proportion of start ups reaching £1 million revenues within three years

Enterprise Research Council, 2017

Sectors with high job growth expected up to 2026

	Current jobs 2016	Projected new jobs by 2026	% increase
 Information and communication	21,250	+13,407	+63%
 Professional, scientific and technical	40,000	+16,470	+41%
 Finance and insurance	20,500	+3,754	+18%
 Construction	50,750	+6,594	+13%
 Hospitality	54,000	+6,503	+12%
 Manufacturing	89,250	+9,264	+10%
 Retail	137,000	+2,781	+2%

56.1%
start up
survival



70.3%
Regional
employment
rate



Key growth sectors

#1 destination for new software development projects in Europe

Financial Times

Knowledge economy



40,250
employed

£543m business expenditure on R&D, higher than the UK and Republic of Ireland average

128

private equity and venture capital investments

Advanced manufacturing materials engineering



2,000 companies

40,000 employees

Life and health sciences



130 companies

7,500 employees

Digital and ICT



1,200 companies

28,000 employees



£1.24bn

NI aerospace is a £1.24bn industry

Europe's 8th largest aerospace region in revenue terms

Cyber security



1,200 new cyber jobs in last five years, projected to grow to 5,000 by 2022

Tourism

Titanic Hotel Belfast
nominated for the
World Travel Awards -
World's Leading
Heritage Hotel 2018

World Travel Awards, 2018



1.48 million overnight trips

to Belfast in 2017
(30% of NI) contributing
£328 million



52%

of NI's total
overnight
business trips
were to Belfast

(2017 figures)



118

A total of 118 cruise
ships brought
133,588 visitors to
Belfast, as well as
58,177 crew - this
is a 23,177 increase
from 2017



1.24m

hotel room
nights sold in
2018: increase of
15.4% from the
previous year

ICC Belfast won
the **Best Venue
Award** in 2018



Conference & Incentive
Travel Awards



World's best food destination 2018

International Travel and
Tourism Awards

Connectivity

4 globally for connectivity amongst small and mid-sized cities

FDI global cities for the future awards, 2018/19

Air

8.7 million passengers on 60 routes passed through Belfast airports in 2018 (+300,000 on 2017 figures)



Sea

24.6 million tonnes of goods and 1.51 million passengers were handled by Belfast Harbour in 2018
532,000 freight vehicles passed through the Port in 2018



Road and rail

Dublin: 90 minutes by car
Regular bus and train services



Digital

85% of households in Belfast have $\geq 300\text{Mbit/s}$ ultrafast coverage
100 gigabite per second telecoms link between NI, Europe and North America



Quality of life

Belfast is ranked 3rd globally for human capital and lifestyle amongst small and mid-sized cities

FDI Intelligence, 2018



NI happiest region in the UK

2018

£25,175

median gross annual earnings in 2018

£129,203

average house price



87%

of residents engaged with arts and cultural activities in 2018



51%

of city retailers are independents

47

public parks

with 19 Green Flag Awards



Over 80 cultural festivals every year

Delivering The Belfast Agenda



Our four key priorities



For more information go to www.belfastcity.gov.uk/belfastagenda

Belfast City Council
Place and Economy Department



www.belfastcity.gov.uk/factsandfigures



placeandeconomy@belfastcity.gov.uk



+44 (0)28 9027 0608



@belfastcc



@belfastcitycouncil



Belfast City Council



Belfast
City Council

Energising
Belfast